






# HALF MARATHON MAP

-  START/FINISH
-  COURSE
-  MILE MARKER
-  WATER STOP



ELEVATION (FT)

START	MAX	GAIN
488 ft	508 ft	418 ft

